



Hygienic Pressure Measurement

Alfa Laval Pressure Transmitters

Application

The Alfa Laval pressure transmitter is designed to fulfil the demands of pressure measurement in hygienic and pharmaceutical production. It is suitable in filtration systems, pump systems, pressure vessels, valve matrixes etc. The main features are:

- Long Term stability
- High overload capacity
- Good accuracy, 0.35 % of FS
- 4-20 mA output (2 wire)

Standard range

The Alfa Laval pressure transmitter range can be used with all media that are compatible with stainless steel W 1.4435 (AISI 316L). For usage with high media temperature a cooling element can be added thus media temperatures up to 300° C can be achieved.

The flushable process connection is oil filled with FDA approved oil.



TECHNICAL DATA

Accuracy: 0.1% or 0.35% of FS

Measuring ranges

- 1 to 0 bar
- 1 to 2 bar
- 0 to 1 bar
- 0 to 1.6 bar
- 0 to 2.5 bar
- 0 to 4 bar
- 0 to 6 bar
- 0 to 10 bar
- 0 to 16 bar
- 0 to 25 bar
- 0 to 40 bar
- 0 to 60 bar

Protection class: IP67

Cable outlet: IP68/69K

Electrical data

Power supply: 12-36 Vdc

Output: 4-20 mA, 2 wire

Connection: cable outlet, M12 plug or cable gland
M20 (only with fieldhousing option)

Response time: <10 ms

Certificates

- 5 point calibration certificate (option)
- 3.1 certificate (option)
- 3A certificate (option)
- FDA conformity declaration (option)

PHYSICAL DATA

Materials

Wetted parts: AISI 316

Casing: AISI 304

Fieldhousing: AISI 303 (option)

Filling: FDA approved silicone oil

Operating temperature

Wetted parts: -25 to 125°C (150°C for 30 minutes with a max. ambient temperature of 50°C). -25 to 300°C (with cooling tower option). Note: Except: TE67E11111130 (-1 to 0 barg): 0- 70°C

Ambient temperature: -25 to 85°C.

Compensated temp. range: . . . 0 to 70°C

Weight

Pressure transmitter with

diaphragm: min. 500 gr.

Process connection

Clamp DN38 (ISO2852)/Clamp DN40 (DIN32676)

Clamp DN50 (ISO2852)/Clamp DN51 (DIN32676)

Flange DN40/PN40

1" (ISO228)

DN25 (DIN11851)

DN40 (DIN11851)

DN50 (DIN11851)

Hygienic tank connection HTC 1.5"

Hygienic tank connection HTC 2"

Hygienic tank connection HTC 2.5"

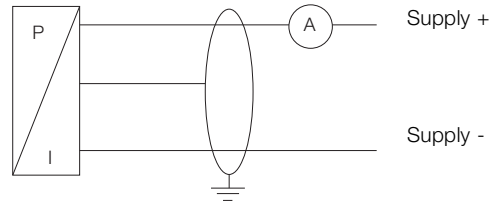
Hygienic tank connection HTC 3"

Hygienic tank connection HTC 4"

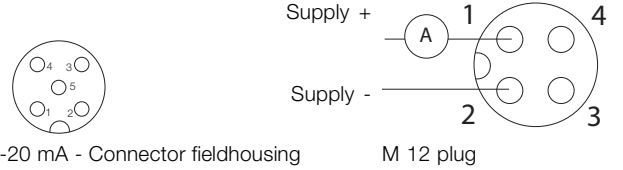
Pressure overload on diaphragm

Measuring Range	Permissible Overload
-1 to 0 bar	3 bar
-1 to 2 bar	3 bar
0 to 1 bar	3 bar
0 to 1.6 bar	6 bar
0 to 2.5 bar	6 bar
0 to 4.0 bar	20 bar
0 to 6 bar	20 bar
0 to 10 bar	60 bar
0 to 16 bar	60 bar
0 to 25 bar	60 bar
0 to 40 bar	100 bar

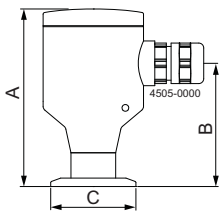
Electrical connections



2 wire system:

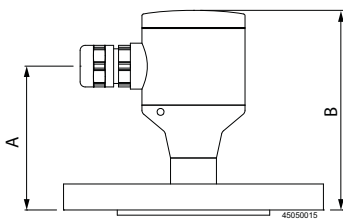
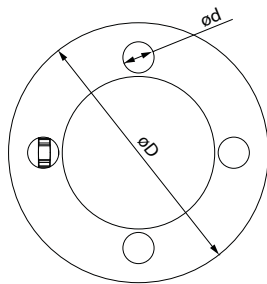


Dimensions (mm)



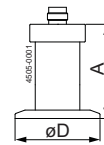
A	B	C
150	73	n50.5

TE67Ex2xxxxx2x
Pressure transmitter with fieldhousing



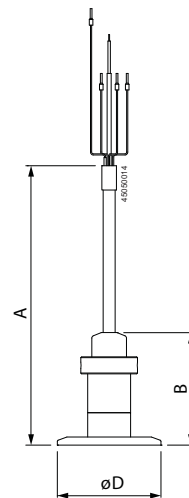
A	B	øD	ød
83	115	150	18

TE67Ex3xxxxx2x
Pressure transmitter with fieldhousing and flange



A	D
56	ø51.5

TE67Ex2xxxxx3x
Pressure transmitter with M12 plug connector



A	B	øD
172	69	64

TE67Ex2xxxxx40
Pressure transmitter with cable outlet

Alfa Laval reserves the right to change specifications without prior notification. ALFA LAVAL is a trademark registered and owned by Alfa Laval Corporate AB.

ESE01608EN 1507

© Alfa Laval

How to contact Alfa Laval

Contact details for all countries are continually updated on our website. Please visit www.alfalaval.com to access the information direct.