



Alfa Laval SB Membrane Sample Valve

Sample Valve

Concept

The membrane sample valve is used for sampling from tanks and pipework under sterile conditions. The valve is sterilized in place with alcohol or steam. Membrane sealing directly against product ensures representative sampling, giving repeatable results safe to secondary contamination.

Working principle

Before opening the valve, the closing cap should be placed on upper hose piece. When handle is placed into horizontal position the required flow through the lower outlet is obtained. When handle is back into vertical position the valve is closed and the handle can be removed if required. Aseptic sampling is possible from a special valve type with micro port. By removing the red closing cap, a hypodermic needle can be inserted through a central channel into the membrane and the aseptic sampling takes place with the valve in closed position. After sampling the valve should be flushed with water or alcohol. Sterilization has to take place by means of alcohol or steam.

Standard Design

All types are available for manual or pneumatic operation. The two outlets are hose pieces designed as clip-on. The standard valve is equipped with one clip-on closing cap.

TECHNICAL DATA

Temperature

Temperature range 1 C° - 130 C°
Max sterilisation temperature dry steam
(2bar) 121 C°
Steam must be dry, since condensate will damage the membrane seal.

Pressure

Product pressure: 1000 kpa (10 bar)



PHYSICAL DATA

Pressure

Valve body: 1.4404 (AISI 316L) with 3.1 cert.
Other metallic parts: 1.4307 (AISI 304L)
Membrane: 1 pcs. silicone and 1 pcs. EPDM
supplied with valve.

Options

- Handle for operating the valve
- Assembling tool
- Membrane remover
- Proximity switch for indication of open/closed valve position

- Sampling coil with clip-on
- Isobaric hand bottling device with clip-on
- Hypodermic needle
- Silicone hose with clip-on

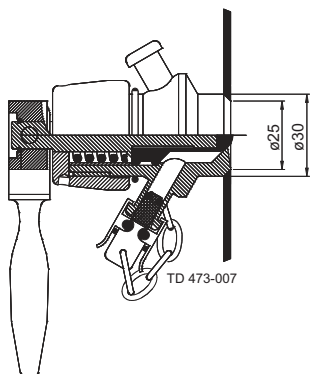
Special Versions

Instead of being clip-on type, the two outlets of the valve can be supplied with Tri-Clamps, Swagelok or welding ends. Other type is available on request.

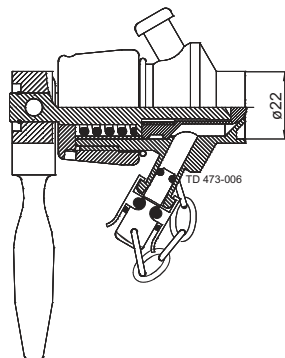
The pneumatic valve can alternatively be supplied in a combined manual - pneumatic execution.

Please ask for separate information on the SCANDI BREW® Sampling system.

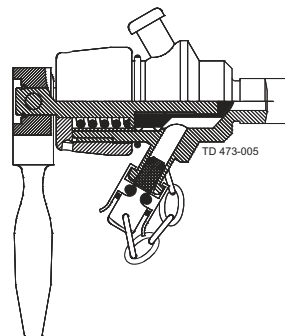
Type T



Type P

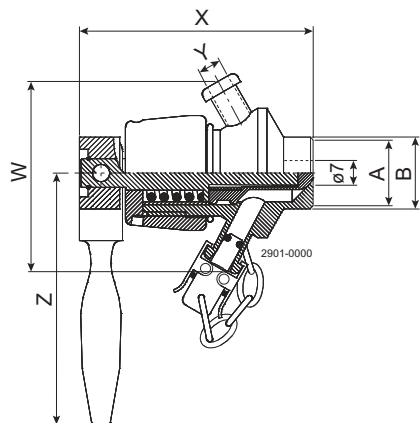


Type S



The valve body is available in the following constructions:

- Type T for direct welding into tank
- Type P for direct welding into pipe
- Type S for socket mounting. Valve body with male part in 3/8" BSP
- Other types are available on request, f.inst. 1/2" BSP, NW 10, NW 15.



	Type T	Type P 1"	Type P DIN/NW25	Type S
A	25	-	-	-
B	30	25	29	3/8" BSP
X	81	82.5	82.5	94
Y	6.8	6.8	6.8	6.8
Z	87.5	87.5	87.5	87.5
W	65.2	65.2	65.2	65.2

Alfa Laval reserves the right to change specifications without prior notification.

How to contact Alfa Laval

Contact details for all countries are continually updated on our website. Please visit www.alfalaval.com to access the information direct.