



Alfa Laval Access Tank Cover - Oval Type O

Cover All You Need for Opening

Application

The Type O stainless steel manhole covers are used on tanks and containers used in a wide range of hygienic applications such as wine, beverages, dairy and foodstuffs. They are designed to fit where a closeable mean of access to the interior of the vessel, situated below the liquid level, is required.

Working principle

Open the cover by loosening the handle. This range includes covers with various openings. For inspection purposes there are covers with inwards opening. If it is necessary to physically enter the tank there are covers with outwards and/or side-swing openings.

The 544x440 oval cover must be ordered according to the tank diameter in steps from 1.5 to 4 m. For tank diameter between 1.5 and 2.1 m the steps are 50 mm. If the tank diameter is between to steps, the higher diameter should be chosen when the tank diameter is 20 mm above one step. For tank diameter between 2.1 and 4.0 m the steps are 100 mm. If the tank diameter is between to steps, the higher diameter should be chosen when the tank diameter is 40 mm above one step.

The 510x370 oval cover must be ordered according to the tank diameter in steps from 1.3 to 4 m. For tank diameter between 1.5 and 2.1 m the steps are 50 mm. If the tank is between two steps, the higher diameter should be chosen when the tank diameter is 20 mm above one step. For tank between 2.1 and 4.0 m the steps are 100 mm. If the tank diameter is between two steps, the higher diameter should be chosen when the tank diameter is 40 mm above one step.

TECHNICAL DATA

Certificate

3.1 (cover and frame are supplied with material certificate 3.1 according to EN10204)



PHYSICAL DATA

Materials

Steel parts: 1.4301 (304) or 1.4404 (316L)

Plastic parts: Nylon

Seal: EPDM, NBR, FPM or Silicone

Cover finish: Electropolished

Internal: Less Ra 0.8µm

External: Less Ra 0.8µm

Frame: Brushed

Internal: Ra≥3.0 µm

External: Ra≥3.0 µm

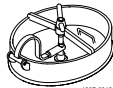
Covers placed below liquid level

Cover shape	Type	Function	Pressure Range* bar
Oval	O-440X320IO	Static tank	1.3
Oval	O-490X395IO	Static tank	3.2
Oval	O-440X320IO	Static tank	1.3
Oval	O-510X370IO	Static tank	3.2
Oval	O-544X440IO	Static tank	3.2
Oval	O-542X446IO	Static tank	3
Oval	O-658X532IO	Static tank	4

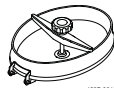
* Calculated max. pressure (bar).



O-440x320IO
External hinge



O-490x395IO



O-440x320IO
Internal hinge



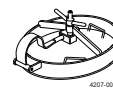
O-544x440IO



O-510x370IO



O-542x446IO



O-658x532IO

Alfa Laval reserves the right to change specifications without prior notification.

How to contact Alfa Laval

Contact details for all countries are continually updated on our website. Please visit www.alfalaval.com to access the information direct.